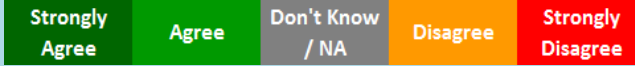


Please indicate how much you agree or disagree with the following statements about this school.	Title 1 School	Key					% Agree	HU % Agree	nHU % Agree	% Agree ES	% Agree MS	% Agree HS
		Strongly Agree	Agree	Don't Know / NA	Disagree	Strongly Disagree						
This school is a supportive and inviting place for students to learn.	Not Title 1						100% (10)	% (0)	100% (10)	% (0)	100% (10)	% (0)
	District						90% (969)	91% (101)	90% (868)	89% (575)	85% (125)	95% (200)
This school sets high standards for academic performance for all students.	Not Title 1						100% (10)	% (0)	100% (10)	% (0)	100% (10)	% (0)
	District						81% (959)	88% (100)	80% (859)	84% (570)	74% (125)	78% (198)
This school promotes academic success for all students.	Not Title 1						100% (10)	% (0)	100% (10)	% (0)	100% (10)	% (0)
	District						83% (960)	84% (100)	83% (860)	83% (572)	75% (123)	89% (198)
This school emphasizes helping students academically when they need it.	Not Title 1						100% (10)	% (0)	100% (10)	% (0)	100% (10)	% (0)
	District						86% (959)	90% (99)	86% (860)	85% (568)	81% (124)	93% (198)
This school provides adequate counseling and support services for students.	Not Title 1						80% (10)	% (0)	80% (10)	% (0)	80% (10)	% (0)
	District						69% (952)	70% (99)	69% (853)	64% (570)	62% (122)	85% (198)
This school emphasizes teaching lessons in ways relevant to students.	Not Title 1						100% (10)	% (0)	100% (10)	% (0)	100% (10)	% (0)
	District						90% (937)	91% (97)	90% (840)		83% (120)	

Please indicate how much you agree or disagree with the following statements about this school.

Title 1 School

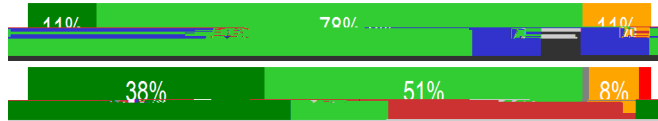
Key



% Agree	HU % Agree	nHU % Agree	% Agree ES	% Agree MS	% Agree HS
---------	------------	-------------	------------	------------	------------

Teachers here make it clear to students that bullying is not tolerated.

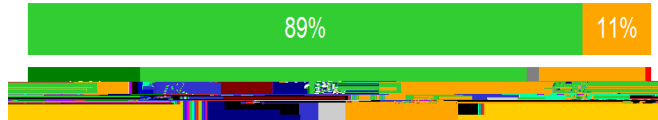
Not Title 1
District



89%	%	89%	%	89%	%
(9)	(0)	(9)	(0)	(9)	(0)
89%	88%	89%	89%	86%	89%
(891)	(100)	(791)	(522)	(118)	(184)

If a student was bullied, he or she would tell one of the teachers or staff at school.

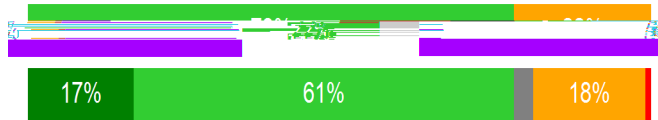
Not Title 1
District



89%	%	89%	%	89%	%
(9)	(0)	(9)	(0)	(9)	(0)
79%	80%	79%	84%	70%	70%
(888)	(99)	(789)	(520)	(118)	(184)

Students tell teachers when other students are being bullied.

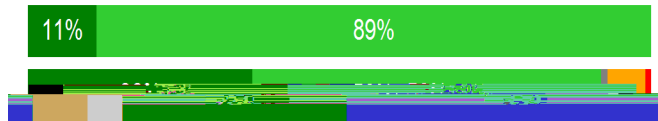
Not Title 1
District



78%	%	78%	%	78%	%
(9)	(0)	(9)	(0)	(9)	(0)
77%	75%	78%	82%	71%	67%
(883)	(100)	(783)	(520)	(117)	(180)

If a student tells a teacher that someone is bullying her or him, the teacher will do something to help.

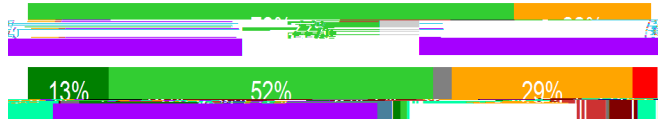
Not Title 1
District



100%	%	100%	%	100%	%
(9)	(0)	(9)	(0)	(9)	(0)
92%	91%	92%	92%	91%	95%
(885)	(100)	(785)	(519)	(117)	(183)

Students here try to stop bullying when they see it happening.

Not Title 1
District



78%	%	78%	%		%
(9)	(0)	(9)	(0)		(0)
65%	57%	66%	64%	60%	70%
(883)	(100)	(783)	(517)	(118)	(182)



Please indicate how much you agree or disagree with the following statements about this school.	Title 1 School	Key					% Agree	HU % Agree	nHU % Agree	% Agree ES	% Agree MS	% Agree HS
		Strongly Agree	Agree	Don't Know / NA	Disagree	Strongly Disagree						
This school help students solve conflicts with one another.	Not Title 1						100% (7)	% (0)	100% (7)	% (0)	100% (7)	% (0)
	District						84% (835)	81% (95)	85% (740)	86% (505)	80% (105)	78% (165)
This school encourages students to care about how others feel.	Not Title 1						100% (7)	% (0)	100% (7)	% (0)	100% (7)	% (0)
	District						87% (841)	95% (97)	86% (744)	87% (506)	80% (107)	88% (167)
Teachers go out of their way to help students.	Not Title 1						100% (8)	% (0)	100% (8)	% (0)	100% (8)	% (0)
	District						95% (840)	93% (98)	95% (742)	95% (501)	94% (109)	93% (169)
Classes challenge students.	Not Title 1						100% (8)	% (0)	100% (8)	% (0)	100% (8)	% (0)
	District						88%					

Please indicate how much you agree

Agree or Disagree: This school ...	Title 1 School	Key					% Agree	HU % Agree	nHU % Agree	% Agree ES	% Agree MS	% Agree HS
		Strongly Agree	Agree	Don't Know / NA	Disagree	Strongly Disagree						
This school provides the materials, resources, and training (professional development) needed to work with special education (IEP) students.	Not Title 1						40%	%	40%	%	40%	%
	District						53%	56%	53%	51%	47%	58%
This school encourages opportunities for students to decide things like class activities or rules.	Not Title 1						50%	%	50%	%	50%	%
	District						79%	86%	78%	82%	73%	77%
This school gives all students equal opportunity to participate in classroom discussions or activities.	Not Title 1						100%	%	100%	%	100%	%
	District						92%	90%	92%	92%	88%	91%
This school gives all students equal opportunity to participate in numerous extracurricular and enrichment activities.	Not Title 1						90%	%	90%	%	90%	%
	District						82%	81%	82%	80%	79%	92%
This school gives students opportunities to "make a difference" by helping other people, the school, or the community (e.g., service learning).	Not Title 1						89%	%	89%	%		%
	District						71%	69%	72%	66%	59%	91%

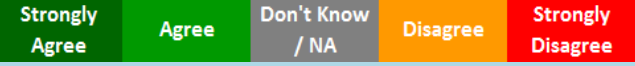
Agree or Disagree: This school ...	Title 1 School	Key				% Agree	HU % Agree	nHU % Agree	% Agree ES	% Agree MS	% Agree HS
		Strongly Agree	Agree	Don't Know / NA	Disagree						
This school encourages students to enroll in rigorous courses (such as honors and AP), regardless of their race, ethnicity, or nationality.	Not Title 1					86% (7)	% (0)	86% (7)	% (0)	86% (7)	% (0)
	District	31%	44%		18%	7%	75% (617)	71% (65)	76% (552)	65% (297)	79% (94)
This school emphasizes using instructional materials that reflect the culture or ethnicity of its students.	Not Title 1					90% (10)	% (0)	90% (10)	% (0)		

Agree or Disagree:
This school ...

**Agree or Disagree:
This school ...**

**Title 1
School**

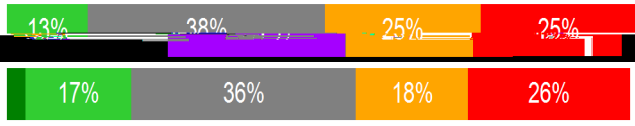
Key



% Agree	HU % Agree	nHU % Agree	% Agree ES	% Agree MS	% Agree HS
---------	------------	-------------	------------	------------	------------

This school seeks to maintain a secure campus through such means as metal detectors, security guards, or personal searches.

Not Title 1
District



13% (8)	% (0)	13% (8)	% (0)	13% (8)	% (0)
20% (812)	21% (96)	20% (716)	16% (484)	14% (102)	35% (168)

This school provides effective confidential support and referral services for students needing help because of substance use, violence, or other issues.

because of substance use, violence, or other issues.

How much of a problem AT THIS SCHOOL is ...

Title 1 School

Key

Insignificant Problem	Mild Problem	Moderate Problem	Severe Problem
-----------------------	--------------	------------------	----------------


% Mild to Insig.	HU % Mild to Insig.	nHU % Mild to Insig.	% Mild to Insig. ES	% Mild to Insig. MS	% Mild to Insig. HS
------------------	---------------------	----------------------	---------------------	---------------------	---------------------

How much of a problem at this school is

How much of a problem AT THIS SCHOOL is ...

Title 1 School

Key



% Mild to Insig.

HU % Mild to Insig.

nHU % Mild to Insig.

% Mild to Insig. ES

% Mild to Insig. MS

% Mild to Insig. HS

How much of a problem at this school is vandalism (including graffiti)?

Not Title 1



89% (9) % (0) 89% (9) % (0) 89% (9) % (0)

District



82% (907) 80% (99) 82% (808) 87% (535) 72% (120) 68% (189)

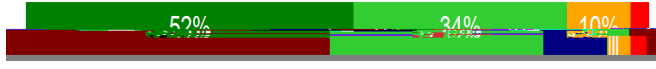
How much of a problem at this school is theft?

Not Title 1



89% (9) % (0) 89% (9) % (0) 89% (9) % (0)

District



86% (906) 84% (99) 87% (807) 89% (533) 89% (120) 74% (189)

How many adults at the school ...

Title 1 School

Key



% Most to Nearly All	HU % Most to Nearly All	nHU % Most to Nearly All	% Most to Nearly All ES	% Most to Nearly All MS	% Most to Nearly All HS
----------------------	-------------------------	--------------------------	-------------------------	-------------------------	-------------------------

How many adults at this school treat all students fairly?

Not Title 1



100%
(9)



To what extent does the school ...

**Title 1
School**

Key



**% Some
to A Lot**

**HU % Some
to A Lot**

**nHU % Some
to A Lot**

**% Some to A
Lot ES**

**% Some to A
Lot MS**

**% Some to A
Lot HS**

foster youth development, resilience, or asset
promotion?

Not Title 1



School Type	Staff Position											
	Teacher <Gr 5	Teacher Gr 5 +	Teacher Sp Ed	Admin	Nurse/ Health Aide	Counselor / Psychologist	Police /Safety	Paraprof/ Assistant/ Aide	Other Certified	Other Classified	Other Service	Other Role
Not Title 1	0	9	1	0	0	0	0	0	0	0	0	0
District	257	363	80	48	0	59	2	82	76	138	6	56

School Type	Provides services to students in these programs*							Works in an Immersion Program					
	Migrant	Indian Ed	Sp Ed	ELL	TAG	None of these	Other	Chinese	Japanese	Russian	Spanish	Vietnamese	Other
Not Title 1	0	2	8	8	8	1	1		3		3		
District	117	212	758	624	624	193	55	27	9	13	67	5	6

Notes:

This report has five question types with "Agree or Disagree" questions broken out into two separate tables. In the first and second tables, the "% Agree" columns combine "Strongly Agree" and "Agree" responses. In the third table, the "% Mild to Insignificant" column combines "Mild Problem" and "Insignificant Problem" responses. In the fourth table, the "% Most to Nearly All" column combines "Most Adults" and "Nearly All Adults". In the fifth table, the "% Yes" column shows the percentage of respondents that responded "Yes". And, in the sixth table, the "% Some to a Lot" column combines "A Lot" and "Some".

Historically underserved (HU) includes staff who select any of the following races/ethnicities/ancestry: Black, Latino/Hispanic, Native American, or Pacific Islander. Not HU (nHU) includes staff who select any other race/ethnicities/ancestry.

Percentages are found by dividing the number of respondents who answered a particular way by the total number of respondents. Number of respondents can be found within parentheses.